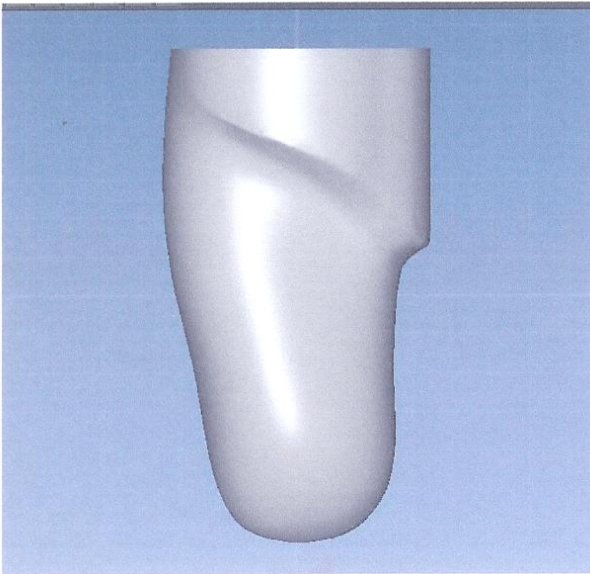


## Hard Quad

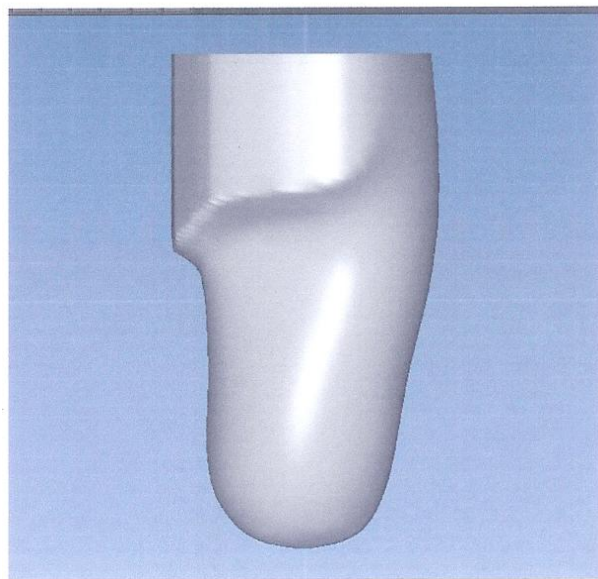
### Considerations:

- Narrow AP, Wide ML
- More comfortable for sitting
- Designed for amputees with normal to high activity levels
- Designed for limbs with sufficient soft tissue coverage in a firm condition
- Does lack medial proximal stabilizing force
- Ischial weight-bearing socket with more pronounced ischial support area, less pronounced Scarpa's triangle


Anterior View



Posterior View



Medial View



Lateral View

